

Language Pen from Printing Asia

Jack Melbourne
Alex Pantelic

Contact: print@printingasia.com

How it works

Step 1

Decide which book you would like to have sound




Step 2

Record voices and sound for this book



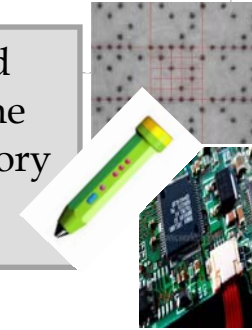
Step 3

We print the book adding transparent sound coding




Step 4

We download the printed coded information and the sound files into the memory of the Language Pen



Step 5

We connect the printed sound codes on the book with the recorded sound files



Step 6

When you point the Language Pen at the coded points in the book, it finds the related sound files and plays

